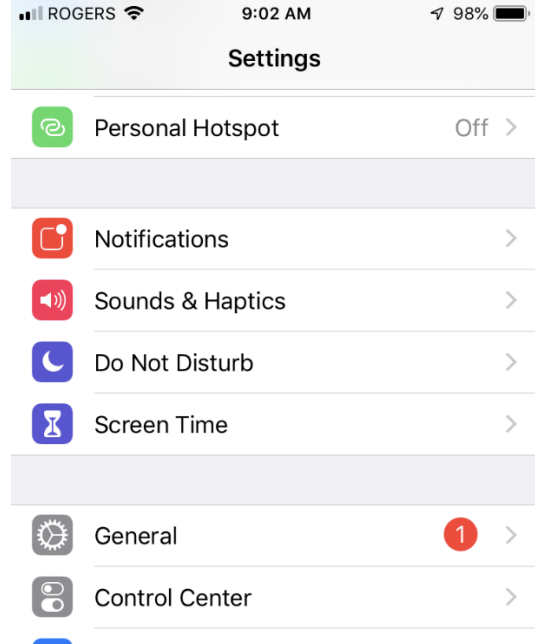
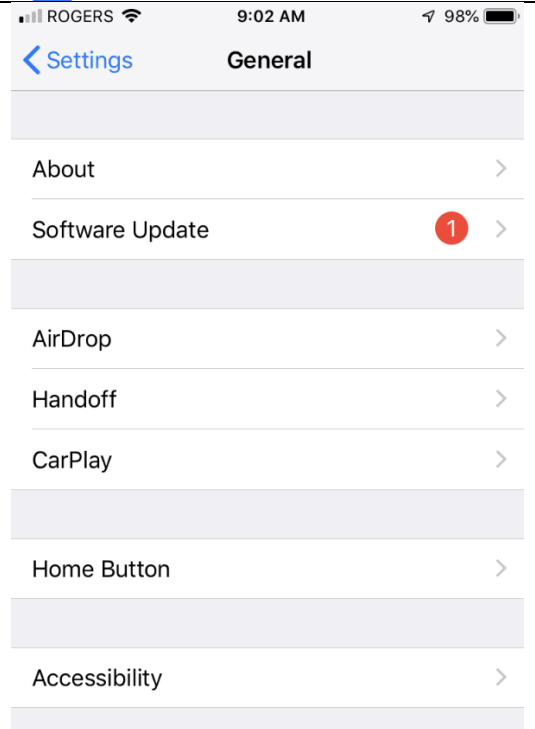
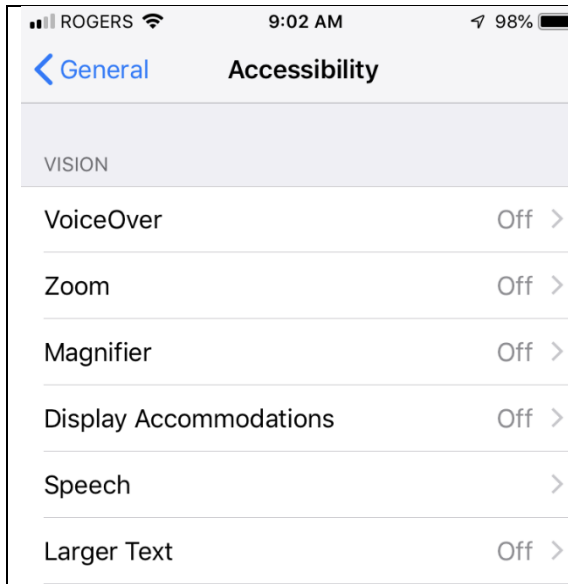


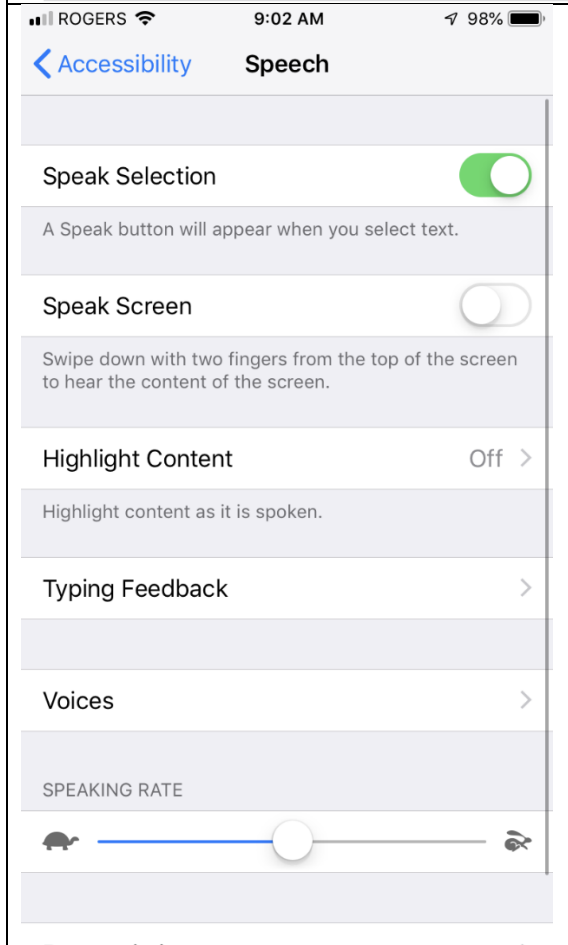
How to turn on Speak Text on iPhones/iPads

Note: Please be aware that every phone/tablet is a bit different any may be running a different version of iOS. These instructions are designed to help you find the right area to turn on Speak Text, but the screenshots and instructions may be a bit different on your device.

	<p>1) Open your device's Settings menu. (On most devices, you can tap on the Settings icon on the home screen.)</p> <p>On the settings screen, scroll down and tap on General.</p>
	<p>2) Then scroll down and tap on Accessibility</p>



3) Then tap on **Speech**.

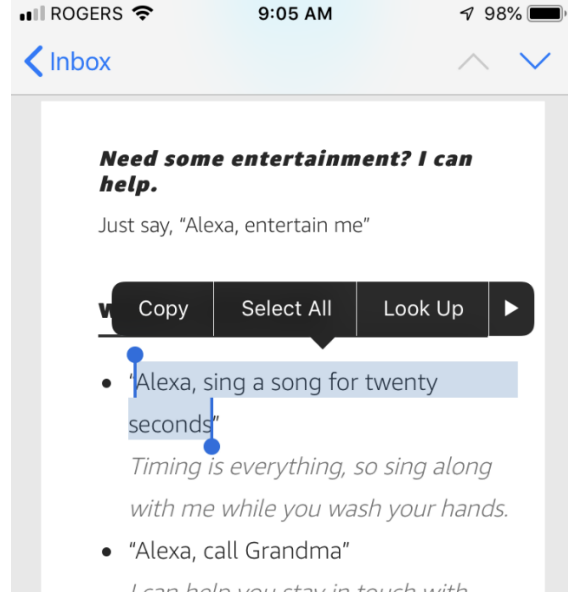
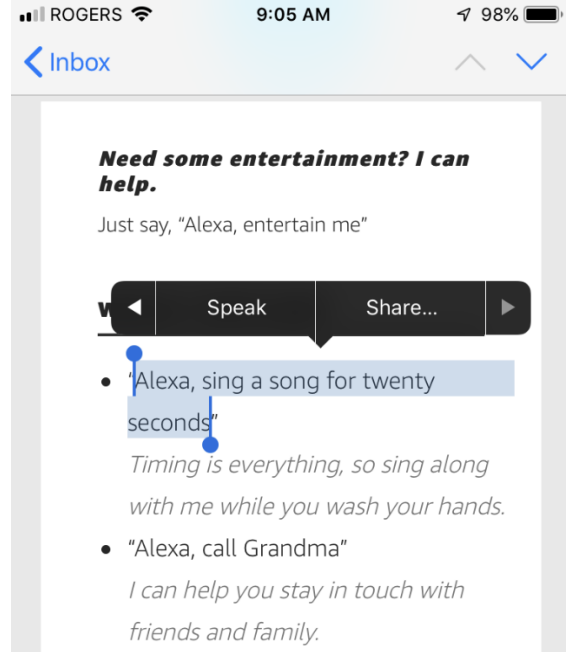


4) Tap on **Speak Selection** once so the switch turns green. This turns **Speech on**.

You can also change other **Speech Settings** in this menu.

- If you would like to see each word/sentence highlighted as your phone reads, turn on **Highlight Content**
- You can change the **Voices** and also control the **Speaking Rate** on this menu as well

How to use Speak Text on iPhones/iPads

 <p>The screenshot shows an email in an 'Inbox' with the subject 'Need some entertainment? I can help.' and the text 'Just say, "Alexa, entertain me"'. A list of items is shown, with the first item 'Alexa, sing a song for twenty seconds' selected. A context menu is open over the selected text, showing options: Copy, Select All, Look Up, and a right-pointing arrow icon.</p>	<p>Tap and drag to select the text you want to hear out loud. You can use Speak Text in any text that you can tap on such as documents, emails, text messages, and text on websites.</p> <p>In this example, we are reading text from an email.</p> <p>After you select the text, tap on the Right Arrow (>) icon to get more options.</p>
 <p>This screenshot is identical to the one above, but the context menu is now open to the next level, showing the 'Speak' option highlighted in blue, along with a left-pointing arrow icon and a 'Share...' option.</p>	<p>Tap on the Speak option. Your iPhone/iPad should start reading your text out loud.</p>