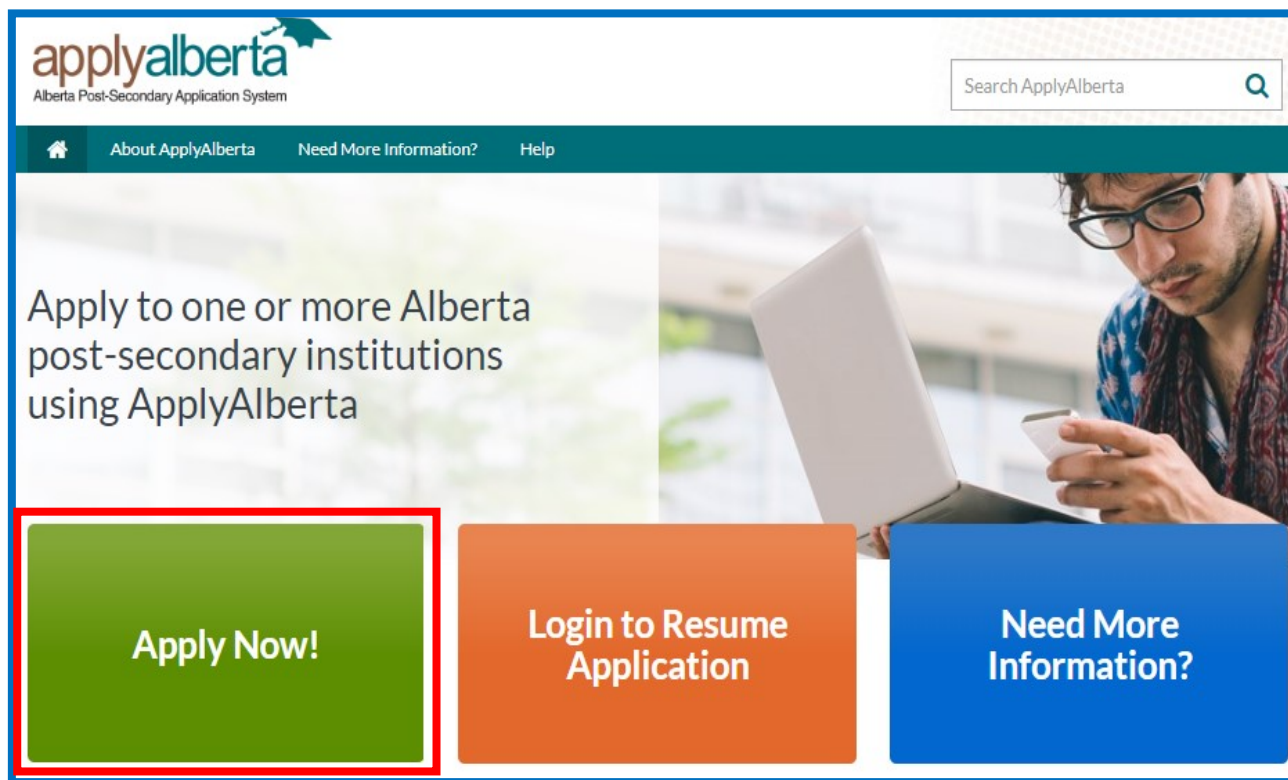


Online Application for New Learner

- ➔ 1. Go to <https://www.applyalberta.ca/> and select "Apply Now".



- ➔ 2. Information needs to be ready before you start your application

Before You Start

The ApplyAlberta system will allow you to create a profile with your personal information and academic history. This information is filled in automatically on your application(s) to Alberta post-secondary institutions.

You will need the following:

1. **A MyAlberta Digital ID** You will be prompted to create a MyAlberta Digital ID if you do not already have one. If you have previously used ApplyAlberta, you will need to transfer your former SIAMS account to your MyAlberta Digital ID - the system will walk you through the account transfer process.
2. Your **Alberta Student Number (ASN)** If you have applied to or attended a school or post-secondary institution in Alberta, you will already have an ASN. To find your ASN, you can use the **ASN Lookup** service. If you do not have an ASN, the ApplyAlberta system will assign one to you.
3. Names of all high schools and post-secondary institutions you have attended or are currently attending.
4. High school courses and marks (for currently enrolled Canadian students only).
5. A credit card will be necessary to pay any application fees charged by the institution(s).

Ready to apply? Click the "Apply Now" button to begin.

APPLY NOW

➔ 3. On the MyAlberta Digital ID screen, select 'Create Account'.

The screenshot shows the MyAlberta Digital ID interface. At the top, there is a navigation bar with the logo and links for 'Available services', 'Privacy and security', and 'About us'. On the right, there are buttons for 'Sign in' and 'Create account'. The main content area features a 'Sign in' form with fields for 'Username' and 'Password', a 'Next' button, and a link for 'Forgot your username or password?'. Below the sign-in form, there is a 'New here?' section with the text 'Sign up for MyAlberta Digital ID and access government services online.' and a 'Create account' button, which is highlighted with a red rectangular box.

➔ 4. Fill in the required information and hit 'Submit' button. Please read the "Term of Use" and then click the "I agree to the Terms of Use" check box and click Submit button at the bottom.

The screenshot shows the 'Create account' screen. At the top, there is a navigation bar with the logo and links for 'Available services', 'Privacy and security', and 'About us'. On the right, there are buttons for 'Sign in' and 'Create account'. Below the navigation bar, there is a progress bar with four steps: 'Create account', 'Confirm email', 'Confirm ID', and 'Complete verification'. The 'Create account' step is highlighted with a green circle. The main content area features a 'Create account' section with the title 'Sign in information and email' and the subtitle 'Create a username and password to access your account.' Below this, there are four input fields: 'Username', 'Email' (with the placeholder 'email@domain.com'), 'Confirm Email' (with the placeholder 'email@domain.com'), and 'Password'.

5. Confirmation of email message page will display.

MyAlberta DIGITAL ID

Available services Privacy and security About us

Sign in Create account

Common questions Contact us

Basic Account Verified Account

Create account Confirm email Confirm ID Complete verification

Confirm email

Follow the link in the email from MyAlberta Digital ID to create your account.

Email: [redacted]@gmail.com

It may take several minutes to receive the email. If you do not see the email, **check your junk folder**.

For security purposes, this link will expire in 96 hours at 12:13 PM (Mountain Standard Time) on Sat Mar 02 2019.

Alberta

Common questions Contact us

© 1995 - 2018 Government of Alberta Copyright and Disclaimer

6. The following message from “MyAlberta Digital ID” will be delivered to your email inbox/ junk/spam box with the subject line ‘**Confirm your email address**’. Click the link to confirm.

Confirm your email address

MyAlberta Digital ID <no_replyid@gov.ab.ca>
Fri 2/22/2019 4:48 AM
You

MyAlberta DIGITAL ID

Basic Account Verified Account

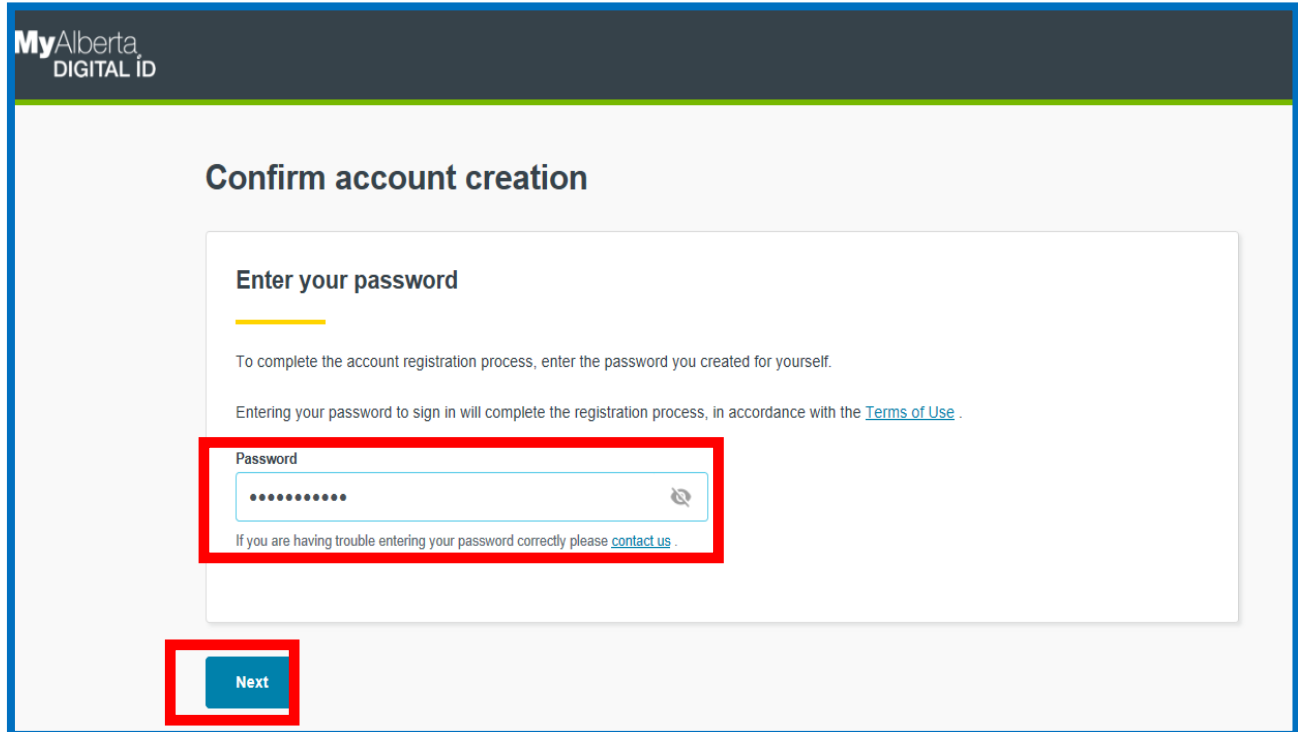
Create account Confirm email Confirm ID Complete verification

Confirm your email address

Follow this link **within the next 96 hours** to confirm your email address and finish creating your basic account:
<https://account.alberta.ca/#/registration-confirmation/action/accept/code/02d82192f227536aecbc7f10aa068c70/target/aHR0cHM6Ly9leHRyYW5ldC5hZS5hbGJlcnRhLmNhL1NpYW1zLldlYi5TZWN1cmUyQXV0aG9yaXphdGlvbj9hcHBDb2RlPTkyMA==>

If you do not want to create your account, you can cancel your request by following this link:
<https://account.alberta.ca/#/registration-confirmation/action/reject/code/02d82192f227536aecbc7f10aa068c70/target/aHR0cHM6Ly9leHRyYW5ldC5hZS5hbGJlcnRhLmNhL1NpYW1zLldlYi5TZWN1cmUyQXV0aG9yaXphdGlvbj9hcHBDb2RlPTkyMA==>

 7. Enter the password you used to create your 'MyAlberta Digital ID' account on the 'Confirm account creation' page and click 'Next'.



MyAlberta
DIGITAL ID

Confirm account creation

Enter your password

To complete the account registration process, enter the password you created for yourself.

Entering your password to sign in will complete the registration process, in accordance with the [Terms of Use](#).

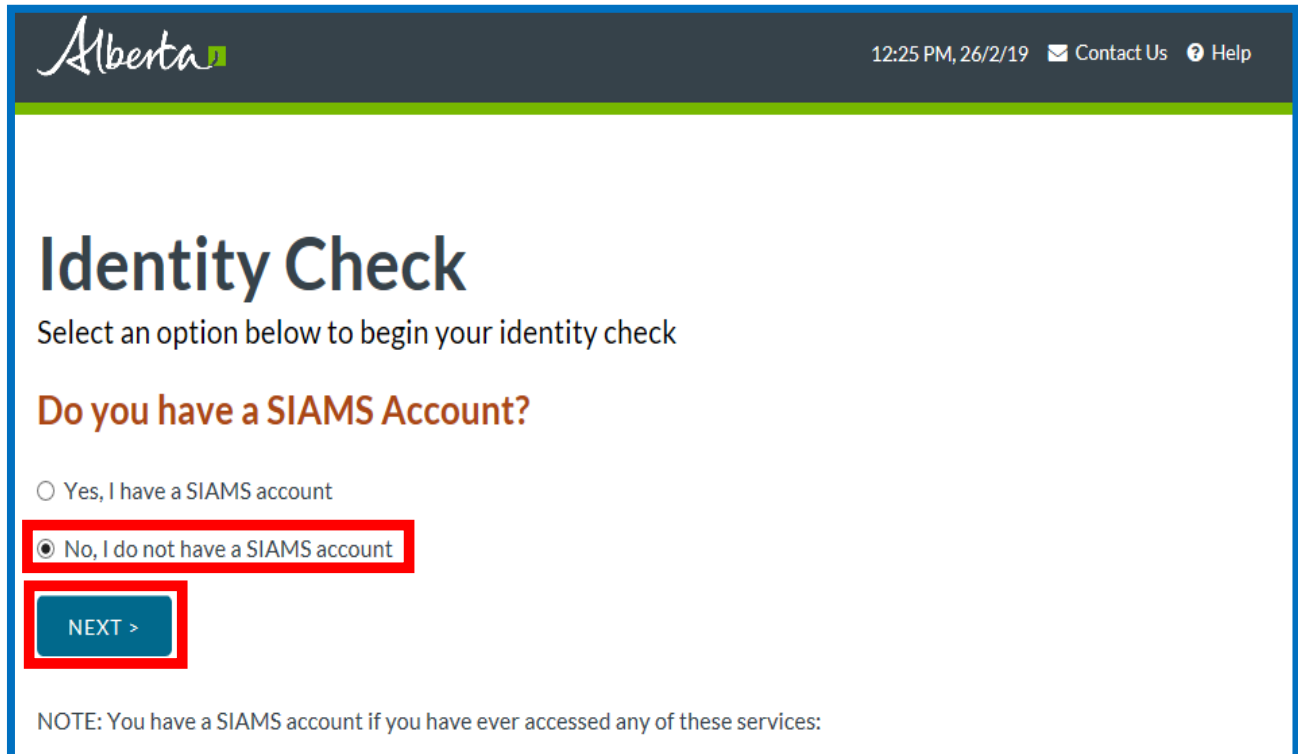
Password

.....

If you are having trouble entering your password correctly please [contact us](#).

Next

 8. On the 'Identity Check' page, select "No, I do not have a SIAMS account". Click 'Next'.



Alberta

12:25 PM, 26/2/19 [Contact Us](#) [Help](#)

Identity Check

Select an option below to begin your identity check

Do you have a SIAMS Account?

Yes, I have a SIAMS account

No, I do not have a SIAMS account

NEXT >

NOTE: You have a SIAMS account if you have ever accessed any of these services:

8. Please click on one of the options inside the Red box to provide your Alberta Student Number ('[Lookup my ASN](#)' or '[Reason you may have an ASN](#)' and '[Create New ASN](#)' and click 'Next'.

Accessing ApplyAlberta

The information you supply will be used to access ApplyAlberta

Check Your Information & Identity

Check that your MyAlberta Digital ID is correct and provide the required information to confirm your identity. If your basic MyAlberta Digital ID is incorrect, you can "Edit" it below.

MyAlberta Digital ID (BASIC)

FIRST NAME:

LAST NAME:

DATE OF BIRTH:

EMAIL ADDRESS:

EDIT

Identity Check

Please provide the following information to confirm your identity

Alberta Student Number (ASN):*

[Lookup my ASN](#) | [Reasons you may have an ASN](#) | [Create New ASN](#)

Legal Names

If your current or former legal names differ from your MyAlberta Digital ID, provide legal names

Legal First Name (If different than above):

Legal Last Name (If different than above):

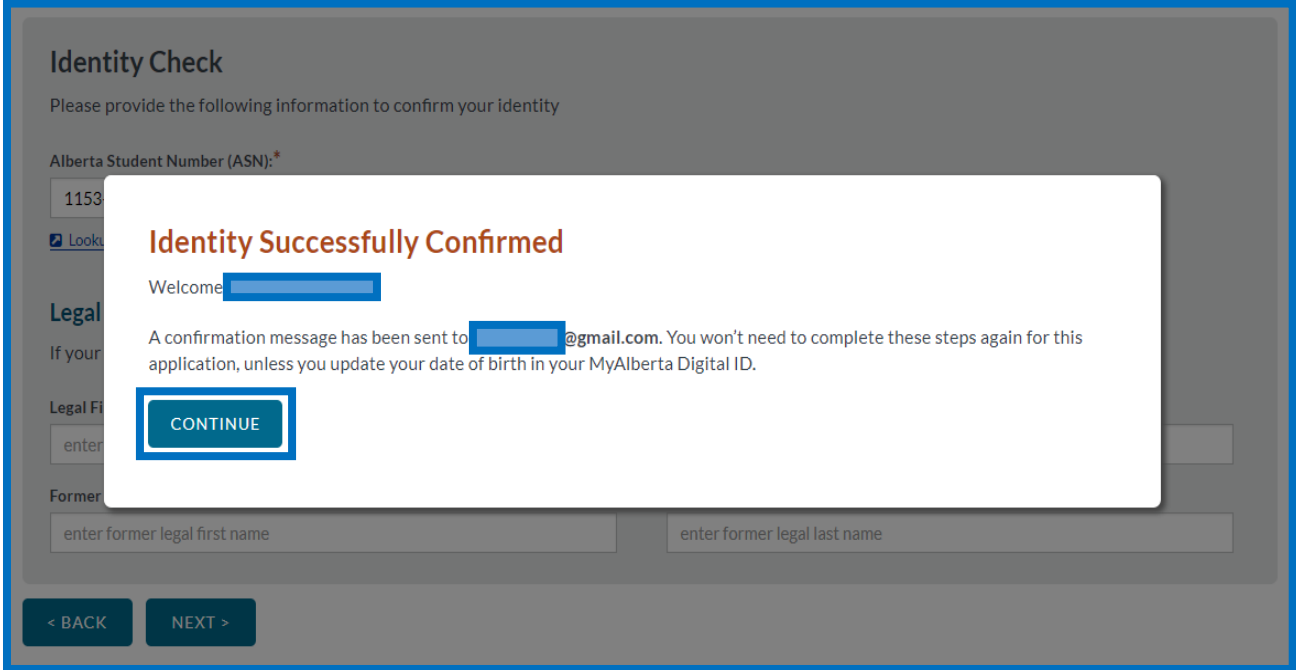
Former Legal First Name (If applicable):

Former Legal Last Name (If applicable):

< BACK

NEXT >

 8. Your Identity Successfully Confirmed and please click 'Continue'



Identity Check

Please provide the following information to confirm your identity

Alberta Student Number (ASN):*

1153

Look

Legal

If your

Legal F

enter

Former

enter former legal first name

enter former legal last name

< BACK

NEXT >

Identity Successfully Confirmed

Welcome [redacted]

A confirmation message has been sent to [redacted]@gmail.com. You won't need to complete these steps again for this application, unless you update your date of birth in your MyAlberta Digital ID.

CONTINUE

You are now logged on to ApplyAlberta.